

NEWSROUND

Principals Message

What a champion of a week we have had this week!

Outstanding has been the transition day that took place yesterday organised by **Mr Van Dorsser** with a visit from the Kindergarten groups of the surrounding district once again who participated in Musical and sporting activities. These learning and personal enrichment programs witnessed a bee hive of activity with **Mr Van Dorsser** demonstrating and leading dance steps and movement along with hands on drum beat sessions for the students and discovery of percussion instruments.

In the great outdoors, students participated in skills development activities along with **Mr Turner** and **Mr Tunks** with minor games. The entire school enjoy these opportunities and celebrations of the great work and team efforts that target each child's personal growth. We look forward to maintaining our links with groups as we step towards transition sessions I that shall take place weekly commencing Term 3.

Once again I am sharing the fabulous news of personal growth in learning with all of you at home with staff working around the clock in supporting improved individual learning pathways in the min areas of Literacy and Numeracy. We have a problem of practice! Staff cannot seem to slow down the efforts of the students with an absolute commitment to writing and many great stories, reports and recounts being shared upon completion. Well done to all of the students. To the staff your planning absolute commitment to the students with goals and tasks set aligned with these is at the forefront of our work. Personal goals set by students and conferring with the student has impacted on advance for all!

KYABRAM TRIP

Kyabram trip is taking place on **Monday the 2nd of September**. The students of the school shall be travelling over to the venue departing at 9.30am. Please ensure they have comfortable shoes, full uniform, a coat if chilly and plenty of snacks and nibbles. We shall be providing a barbeque for the day. Parents are welcome to meet t the park and join us. The focus of our inquiry is communities, heritage, animals and interactions. We're looking forward to working alongside of the education officers on the day – learning about the amazing lives of animals and life cycles.

REMINDER FOR PARENTS

It is essential that parents do sign students in and out of school when arriving late or early . It is a legal requirement and is part of our duty of care.

TRIVIA NIGHT

Trivia night it is finally upon us! See you all there tonight as we celebrate this most fantastic and fun evening !

Many thanks to all parents, school council members and staff that have assisted in perorations for the evening and supported by sponsors from the local and wider community.

Talk to you next week.

Ms. Jean Pardy

Inside:

- ROAR Awardees
- Principal's Joke of the Week
- Star of the Week



580 Turnbull Road
Ardmona Vic 3629

Phone: 03 5829 0273

Fax: 03 5829 0421

Email: ardmona.ps@edumail.vic.gov.au

www.ardmonaps.vic.gov.au

Keep up to date by following us on:



THROUGHOUT THE WEEK

This week we were fortunate enough to have three Kindergartens come through and visit our school as a part of our vision of #20for2020. The Kinders that came through were *Frank Pullar* and *Save The Children* out of Mooroopna while *Florina Kinder and Day Care* from Shepparton. Overall we have now had 87 kinder students come out and have a look at our school. On Friday 13th September, we will be having our Open Day. Please get the word out there as we continue in our quest to have 20 New Enrolments for 2020!! #20for2020



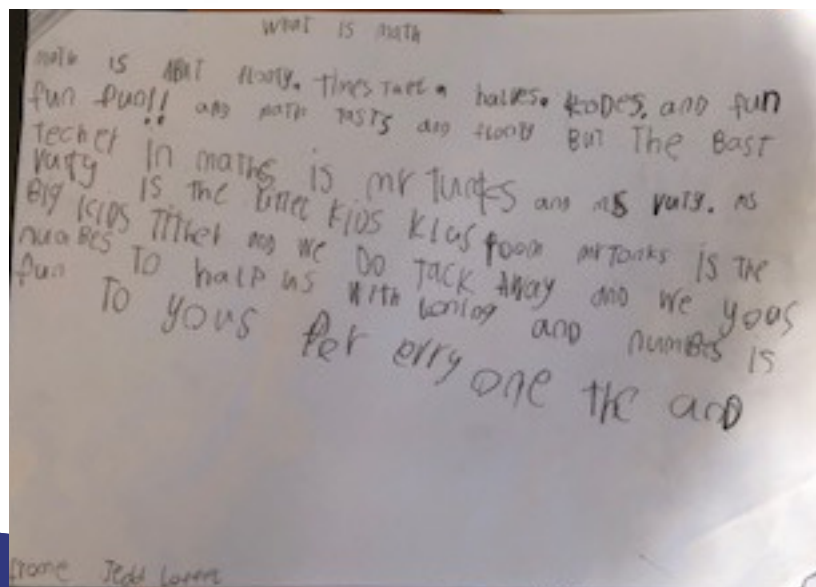
FROM THE STUDENTS

Over the last number of weeks we have highlighted some writing samples from students in this part of the newsletter. This may be a reflection on the week that has past or something that they might be interested in. This articles are written by the students and only edited to help them with their learning.

This week we continue to highlight the writing/thinking of the students with the following coming from a combined effort from Grade 4 Student, **Jedd**, who decided to write about what is happening in Maths. This is his musings:



Jedd
Loffel (Gr.4)



580 Turnbull Road
Ardmona Vic 3629

Phone: 03 5829 0273

Fax: 03 5829 0421

Email: ardmona.ps@edumail.vic.gov.au

www.ardmonaps.vic.gov.au

Keep up to date by following us on:



Awards



Lilli has been amazing this week with her support of others in their efforts and demonstrating essential understanding in literacy. Keep up the great work, Lilli!



Ruby has done a great job this week. Her rigor and learning as well as a never giving up attitude has been amazing this week! Well Done Ruby!

Principal's Award!



Stars of the Week!

For taking pride in his work. This week Charlie has been very careful with his work in all areas of learning. He has been adding more detail in his writing and integrated studies tasks in particular. Keep up the excellent work Charlie!

Charlie RALPH (4-6)
Lennix PONTING (P-3)

Lennix has been making some great progress in his writing. It has been great to see what he has been writing and the additions he has been making to this. Keep up the great work Lennix!



Prep Enrolments for 2019/2020.

We are currently accepting enrolments for the 2019/2020 School Year. There are information packs at the front office. If you have a Prep for 2019, or know someone who does please don't hesitate to contact the office on Thursday's or Friday Mornings to arrange to collect a pick up of the Enrolment Pack. Also please pass this information on to any interested families you might know.



Classroom News:

Grade 4-6:

Welcome to week 7 and hasn't the year flown by so far.

Some more excellent learning happening in the senior class this week, we have been exploring prefixes and suffixes when building our vocabulary in literacy.

We have also finished off our procedures and these look fantastic and have very specific instructions. In numeracy we are continuing on exploring equivalent fractions and this week the students have made fraction walls to help deepen their understanding of equivalent fractions.

On Thursday we had more kindergarten students visit our school to participate in learning activities. I helped Mr Turner with the Physical Education activities and was extremely impressed with how helpful the Ardmona Kids were, they are terrific role models.

I am looking forward to the trivia night tonight and hope to see all families there!

- Mr. Junks

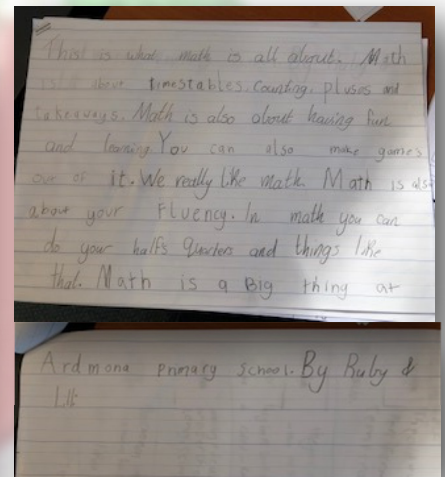

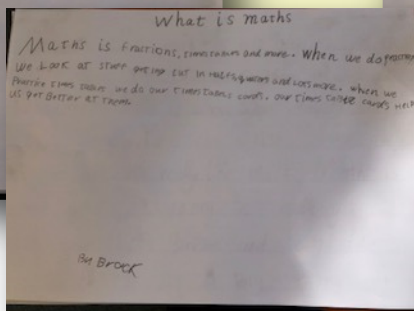
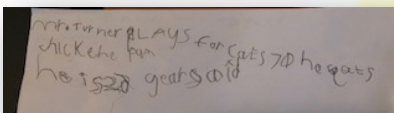
Grade F-3:

Much emphasis has been on modelling writing and developing once again fluency in written expression.

The energies of all students is amazing with a great deal of confidence supporting learning growth and engagement in writing.

Take a look again at some of our grand stories told by the students.

- Ms. Varty



Kindness Quote
of the Week!



Principals Joke
of the Week!

What do you call a dinosaur
who crashes his car?

**Tyrannosaurus
Wrecks**

a message with a bottle.com



'ROAR' AWARDS

ROAR stands for "Recognising Outstanding Attendance Rewards" and we are weekly going to be congratulating students who receive have 100% attendance for the week prior:

From **22nd August - 28th August**, the following students obtained **100%** in attendance:



Lilli Blake (Gr.3)
 Tayler Lummas (Gr.2)
 Hudson Matthews (Gr.2)
 Lennix Ponting (Gr.3)
 Samuel Ponting (Gr. Prep)

Perfect Attendance!



Connor Barker (Gr.6)
 Harry Barker (Gr.4)
 Jedd Loffel (Gr.4)
 Beau Lummas (Gr.5)
 Jamie-Lea Lummas (Gr.4)

Congratulations to the above students and keep up the good work in making sure you are getting to school!

GRADE PREP TO THREE TO 7th AUG 2019: 84%

GRADE FOUR TO SIX TO 7th AUG 2019: 86%

KEY DATES:

AUGUST:

30th: TRIVIA NIGHT @ Parsons Cricket Pavilion, Midland Hwy, Mooroopna (See Flyer Attached)

SEPTEMBER:

13th: ARDMONA PRIMARY SCHOOL OPEN DAY

UNIFORM INFORMATION

The school currently has a range of sizes in school uniform sizes for shirts and shorts at this point and also some more school hats.

School Polo Top from \$35

School Shorts from \$20

School Bucket Hat \$15



Lennix (Gr.3) and Tiarne (Gr.5) model the school uniform with Bucket Hat that is available to purchase!

While Ruby (Gr.4), models the NEW tracksuit. If you would like to order some uniform, please see the attached form!

"A beautiful, rural Kinder where children can grow"

Undera Kindergarten

45-55 Anderson Street, Undera
 Ph: 03 5826 0252
 Email: undera.kin@kindergarten.vic.gov.au
www.gppn.com.au

- 3 & 4 YO high quality, play-based programs
- Small groups catering for individual children's needs
- Bush Kinder environment with large, shady yard and sensory gardens
- Uniquely located next to Undera Primary School with Transition to School program
- Qualified and caring educators

Only 12 mins from Mooroopna and 15 mins from Tatura or Kyabram

580 Turn
 Ardmona

mail.vic.gov.au

Keep up to date by following us on:



LEARNING INFORMATION

SPELLING

The Frayer Model is a type of graphic organizer that helps students develop relationships and categories associated with vocabulary. It provides students an opportunity to explain and elaborate with examples their understandings of a concept, issue or word. The concept or word is entered into the central circle and supporting examples, explanations, etc and written into the boxes. The example below uses categories of definition, characteristics.



Students are also completing weekly research of hearing words and sounds in words . This extends beyond the Literacy Block.

Make one at home and see what information you can come up with!

Tips ; How to teach sounds and letters from Foundation.

Step 1. Start with the whole word. Break it into small chunks.

Use correct alphabet names for letters.

Look for Rhyme and rhythm in word patterns nd discuss these. Use letter names and letter sounds.

Discuss any hot spots or interesting sounds and parts of the word.



If you haven't already, check out our **Facebook Page** (@ardmonaps). Also, make sure you check out would web-site www.ardmonaps.vic.gov.au, where old newsletters from 2018 and 2019 are uploaded.



580 Turnbull Road
Ardmona Vic 3629

Phone: 03 5829 0273

Fax: 03 5829 0421

Email: ardmona.ps@edumail.vic.gov.au

www.ardmonaps.vic.gov.au

Keep up to date by following us on:



Treating and controlling headlice

health

While children are at school many families will have contact with head lice. The information contained here will help you treat and control head lice.

Catching head lice

Head lice have been around for many thousands of years. Anyone can get head lice.

Head lice are small, wingless, blood sucking insects. Their colour varies from whitish-brown to reddish-brown. Head lice only survive on humans. If isolated from the head they die very quickly (usually within 24 hours).

People get head lice from direct hair to hair contact with another person who has head lice. This can happen when people play, cuddle or work closely together.

Head lice do not have wings or jumping legs so they cannot fly or jump from head to head. They can only crawl.

Finding head lice

Many lice do not cause an itch, so you have to look carefully to find them.

Head lice are found on the hair itself and move to the scalp to feed. They have six legs which end in a claw and they rarely fall from the head. Louse eggs (also called nits) are laid within 1.5 cm of the scalp and are firmly attached to the hair. They resemble dandruff, but can't be brushed off.

Lice can crawl and hide. The easiest and most effective way to find them is to follow these steps:

- Step 1** Comb any type of hair conditioner on to dry, brushed (detangled) hair. This stuns the lice and makes it difficult for them to grip the hair or crawl around.
- Step 2** Now comb sections of the hair with a fine tooth, head lice comb.
- Step 3** Wipe the conditioner from the comb onto a paper towel or tissue.
- Step 4** Look on the tissue and on the comb for lice and eggs.
- Step 5** Repeat the combing for every part of the head at least four or five times.

If lice or eggs are found, the hair should be treated.

If the person has been treated recently and you only find empty hatched eggs, you may not have to treat, as the empty eggs could be from a previous episode.

Treating head lice

Treating head lice involves removing lice and eggs from the hair. There are two ways you can do this:

1. Buying and using a head lice lotion or shampoo, following the instructions on the product
2. Using the conditioner and comb method (described under 'finding head lice') every second day until there have been no live lice found for ten days.

If you choose to use a head lice product always read and follow the instructions provided with the product carefully. The following points may also be helpful:

- Head lice products must be applied to all parts of the hair and scalp.
- No treatment kills all of the eggs so treatment must involve two applications, seven days apart. The first treatment kills all lice; the second treatment kills the lice that may have hatched from eggs not killed by the first treatment.
- Cover the person's eyes while the treatment is being applied. A towel is a good way to do this.
- If you are using a lotion, apply the product to dry hair.
- If you are using a shampoo, wet the hair, but use the least amount of water possible.
- Apply the treatment near the scalp, using an ordinary comb to cover the hair from root to tip. Repeat this several times until all the hair is covered.

There is no need to treat the whole family - unless they also have head lice.

Concentrate on the head - there is no need to clean the house or the classroom.

Only the pillowcase requires washing - either wash it in hot water (at least 60°C) or dry it using a clothes dryer on the hot or warm setting.

Testing resistance

Head lice products belong in one of the following categories depending on the active compound they contain:

- pyrethrins
- synthetic pyrethroids (permethrin, bioallethrin)
- organophosphates (malidion or malathion)
- herbal with or without natural (non-chemical) pyrethrins.

Insecticide resistance is common, so you should test if lice are dead. If they are, treat again in seven days using the same product. If the lice are not dead, the treatment has not worked and the lice may be resistant to the product and all products containing the same active compound. Wash off the product and treat as soon as possible using a product containing a different active compound. If the insecticide has worked, the lice will be dead within 20 minutes.

Any head lice product could cause a reaction and should be used with care by women who are pregnant or breastfeeding, children less than 12 months old and people with allergies, asthma or open wounds on the scalp. If you are unsure, please check with your pharmacist or doctor.

Head lice combs

Combs with long, rounded stainless steel teeth positioned very close together have been shown to be the most effective, however, any head lice comb can be used.

Head lice eggs

Head lice eggs are small (the size of a pinhead) and oval. A live egg will 'pop' when squashed between fingernails.



Dead eggs have crumpled sides and hatched eggs look like tiny boiled eggs with their tops out off.

Regulations

According to the Public Health and Wellbeing Regulations 2009, children with head lice can be readmitted to school or children's service centres after treatment has commenced.

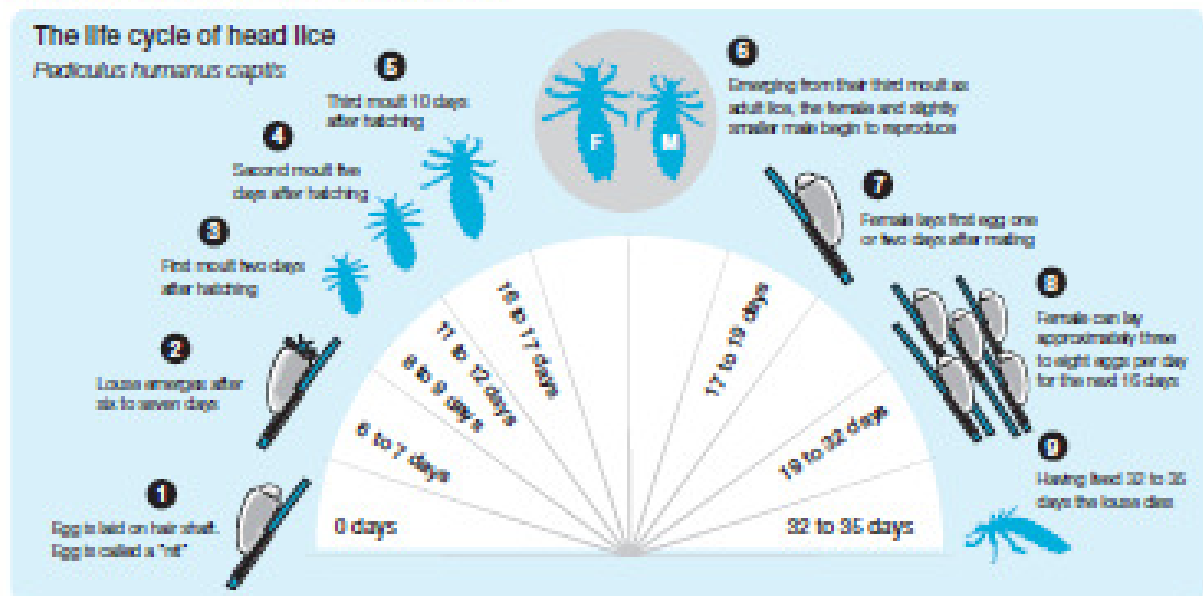
The department recommends a child with head lice can be treated one evening and return to school or children's service centres the next day, even if there are still some eggs present. There is no need to miss school or child care because of head lice.

Preventing head lice

Check your child's head regularly with comb and conditioner. There is no research to prove that chemical or herbal therapies can prevent head lice.

Further information

The following website offers further information:
www.health.vic.gov.au/headlice



The information in this pamphlet is based on the research conducted and written by Associate Professor Rick Spears and the team of researchers at School of Public Health and Tropical Medicine, James Cook University.

Cover concept by students from St Patrick's Primary School, West Geelong. Life cycle diagram courtesy of Nitpickers Qld.
© Copyright Department of Health 2010. Authorised by the State Government of Victoria, 50 Lonsdale Street, Melbourne. November 2010. PH48a. (1010013)

Treating and controlling head lice





TRIVIA Tickets Now Available NIGHT



GREAT PRIZES AND RAFFLES
TABLES OF 10
DRINKS AT BAR PRICES
BYO SNACKS
\$10 PER PERSON



TONIGHT!!!

FRIDAY AUGUST 30TH

PARSONS CRICKET PAVILION, MIDLAND
HIGHWAY, MOOROOPNA

6:30 PM FOR A 7.00PM START

RSVP - 03 5829 0273
OR TEXT BOOKINGS WITH YOUR
NAME AND NUMBER OF PEOPLE
TO

0423 300 741



PROTECTING KIDS IS EVERYONE'S JOB NO MATTER WHAT YOUR JOB.

WHITE BALLOON DAY

GOLD COIN DONATION
ON THE DAY!

BRAVEHEARTS

FRIDAY 6 SEPTEMBER 2019

Part of National Child Protection Week



MAKE YOUR PLEDGE TO PROTECT KIDS TODAY
and we'll send you a free supporter pack! Visit the dedicated website today:

whiteballoonday.com.au



Bravehearts
Educate Empower Protect
Our Kids

DONATE | FUNDRAISE | GET INVOLVED

White Balloon Day is funded by Commonwealth's Department of Social Services, National Initiatives

BE BALLOON SMART

Bravehearts does not endorse nor encourage the release or use of balloons outdoors. Please consider the impact of balloons on our environment and dispose of used balloons wisely.





OPEN DAY

FRIDAY 13th SEPTEMBER 2019

**580 Turnbull Road
Ardmona**

11.30am - 1.30pm



Class Tours Available on the Half Hour!



580 Turnbull Road
Ardmona Vic 3629

Phone: 03 5829 0273

Fax: 03 5829 0421

Email: ardmona.ps@edumail.vic.gov.au

www.ardmonaps.vic.gov.au

Keep up to date by following us on:



UNIFORM ORDER

(Prices Include GST)



STUDENT NAME: _____

YEAR: _____

ITEM	SIZES	PRICE	ORDER		
			Number Ordered	Size	Total \$
POLO SHIRT – 'Aussie Pacific' – Short Sleeves	6-16	\$35			
POLO SHIRT – 'Aussie Pacific' – Short Sleeves	S & up	\$40			
SHORTS – Red – LWR	6-16	\$20			
SHORTS – Red – LWR	S & up	\$25			
TRACKSUIT – 'Eureka' – Jacket with Pants	4-16	\$85			
TRACKSUIT – 'Eureka' – Jacket with Pants	S & up	\$85			
HAT – Bucket	S-M	\$15			
				TOTAL	

***Please note, all uniforms come including embroidery of logos.*

Any enquiries, please phone the office on 5829 0273. A payment plan can be set up for your payment if that would help you out.

Feel free to either email, the school at ardmona.ps@edumail.vic.gov.au

Please make cheque payable to **Ardmona Primary School** or

Direct Deposit

Ardmona Primary School

Bank: Commonwealth Bank

BSB: 063 527

ACC Number: 00 906 494

**Place your order
with Mr. V
TODAY!**



580 Turnbull Road
Ardmona Vic 3629

Phone: 03 5829 0273

Fax: 03 5829 0421

Email: ardmona.ps@edumail.vic.gov.au

www.ardmonaps.vic.gov.au

Keep up to date by following us on:

